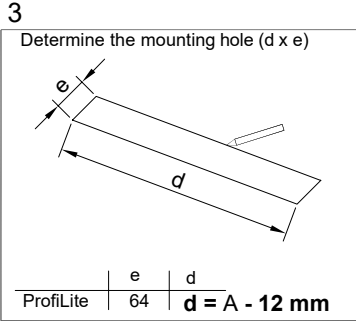
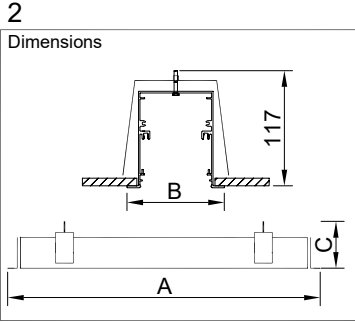
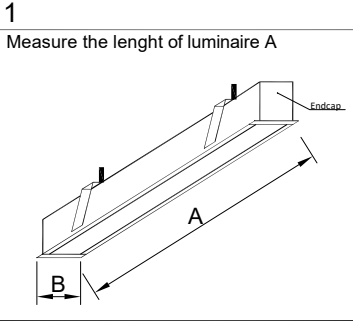


# MOUNTING INSTRUCTION SHEET FOR

## Cosmia AluP R



4

LED Version

LED Type	A
2xLED 650/1100	600
3xLED 650/1100	880
4xLED 650/1100	1160
5xLED 650/1100	1440
6xLED 650/1100	1720
7xLED 650/1100	2000
8xLED 650/1100	2280

